

Illinois State Championship

June 1, 2008

All Shooters

CDP Champion: JOE MARSZALEK CDP - Expert 236.56 (38)
 ESP Champion: TODD KUNZ ESP - Master 168.04 (24)
 SSP Champion: AARON PARMENTER SSP - Expert 206.07 (55)
 ESR Champion: PHILLIP PROIETTI ESR - Sharpshooter 251.90 (47)
 SSR Champion: JEFF SKOCILICH SSR - Sharpshooter 289.87 (63)

High Senior: MO DOYLE ESP - Expert 205.64 (29)
 High Lady: TD ROE ESP - Sharpshooter 260.98 (62)
 High Law Enforcement: TODD KUNZ ESP - Master 168.04 (24)
 High Industry: SCOTT BARON ESP - Expert 219.48 (58)
 Most Accurate: RICK NEAL SSP - Marksman 305.71 (20)

Match	--Penalties--	Stage 1	Stage 2	Stage 3	Stage 4	Stage 5	Stage 6	Stage 7	Stage 8	Stage 9	Stage 10	Stage 11	Stage 12	Stage 13	
Score	PD NT PE FN	WH BRK IN	7-11	GUN BATL	ONLY GET 2	BAR ROOMGS	STATIONATM	HLD UB	BANG BANG	INMATE	BUS WILD	SIDE OFFICR	DW HOME	INVS NBAD	CAMP

CDP - Custom Defensive Pistol

CDP - Master

1 DEMONDO, RICH	245.84	74	0	0	0	1	32.17 (12)	13.15 (2)	24.07 (7)	16.06 (17)	9.67 (0)	19.63 (2)	8.99 (2)	18.89 (6)	14.44 (7)	19.71 (7)	23.10 (8)	17.65 (1)	28.31 (3)
-----------------	---------------	----	---	---	---	---	------------	-----------	-----------	------------	----------	-----------	----------	-----------	-----------	-----------	-----------	-----------	-----------

CDP - Expert

DC MARSZALEK, JOE	236.56	38	0	0	0	0	26.42 (6)	13.38 (0)	28.12 (9)	8.30 (1)	11.21 (0)	22.19 (2)	9.64 (3)	22.26 (3)	11.87 (1)	16.01 (3)	22.81 (3)	15.75 (1)	28.60 (6)
1 LAWRENCE, OTIS	244.59	53	1	0	1		24.04 (12)	13.43 (3)	22.36 (3)	9.25 (2)	11.19 (0)	20.43 (3)	13.85 (3)	19.90 (7)	20.26 (8)	17.63 (4)	26.74 (6)	18.62 (0)	26.89 (2)
2 BLAZER, DOUG	277.54	72	0	0	1		32.56 (19)	12.27 (1)	24.83 (4)	11.70 (8)	16.86 (15)	20.75 (3)	9.38 (4)	21.85 (9)	24.90 (0)	32.60 (1)	24.41 (1)	15.06 (0)	30.37 (7)
3 COTIE, CHRIS	294.13	68	1	2	0		35.09 (7)	13.90 (2)	31.42 (5)	10.59 (5)	10.84 (0)	32.90 (6)	8.84 (2)	22.86 (9)	21.29 (12)	17.14 (4)	38.08 (6)	20.40 (4)	30.78 (6)


CDP - Sharpshooter

1 TIEHTOFF, TOM	288.21	99	2	3	1		30.92 (8)	18.16 (6)	31.69 (11)	11.15 (4)	18.14 (0)	22.22 (9)	8.64 (1)	21.79 (15)	13.56 (3)	15.40 (3)	26.24 (6)	24.45 (11)	45.85 (22)
2 MAZUR, JOHN	310.61	46	0	3	0		39.11 (7)	19.94 (1)	33.21 (3)	10.68 (0)	13.75 (0)	28.35 (2)	13.23 (2)	30.54 (14)	13.31 (0)	21.79 (0)	41.53 (8)	20.12 (3)	25.05 (6)
3 LENCIONI, DAVE	323.75	78	1	0	0		44.20 (18)	20.16 (9)	30.97 (4)	9.33 (1)	13.48 (1)	29.07 (9)	10.68 (2)	35.25 (14)	16.15 (3)	20.95 (1)	27.40 (1)	26.57 (6)	39.54 (9)
4 BERGMAN, CRAIG	348.94	54	1	0	1		30.77 (3)	22.69 (1)	71.07 (5)	10.77 (4)	14.01 (0)	25.93 (1)	11.62 (6)	27.96 (13)	15.49 (0)	21.40 (4)	34.70 (0)	22.96 (2)	39.57 (15)

CDP - Marksman

1 CASTEEL, MALLARD	287.45	49	0	1	0		38.62 (12)	16.98 (1)	30.24 (0)	11.28 (4)	13.61 (0)	24.36 (5)	9.14 (2)	27.09 (12)	13.70 (3)	20.77 (1)	35.32 (3)	20.93 (1)	25.41 (5)
2 NUCCIO SR., MIKE	326.76	54	0	0	0		34.18 (9)	15.68 (1)	31.45 (2)	13.06 (5)	21.31 (0)	32.20 (1)	11.55 (6)	30.87 (12)	18.05 (2)	19.42 (1)	36.96 (6)	26.27 (6)	35.76 (3)

ESP - Enhanced Service Pistol



Illinois State Championship

June 1, 2008


All Shooters

Match Score	--Penalties--				Stage 1 WH BRK IN	Stage 2 7-11	Stage 3 GUN BATL	Stage 4 ONLY GET 2	Stage 5 BAR ROOMGS	Stage 6 STATION ATM	Stage 7 HLD UBANG	Stage 8 BANG INMATE	Stage 9 BUS WILD SIDE	Stage 10 OFFICR DW	Stage 11 HOME INVS	Stage 12 INVS NBAD	Stage 13 CAMP	
	PD	NT	PE	FN														
ESP - Master																		
DC KUNZ, TODD	168.04	24	0	0	0	15.65(5)	9.00(0)	17.33(5)	7.33(2)	9.53(0)	16.39(4)	6.72(0)	13.83(1)	8.86(0)	12.26(1)	19.31(1)	13.43(0)	18.40(5)
1 ALLEN, MORGAN	175.13	28	0	0	0	16.80(3)	9.12(0)	17.05(2)	9.69(6)	8.78(0)	14.79(1)	7.46(1)	13.93(2)	9.33(0)	13.28(0)	22.04(3)	12.13(4)	20.73(6)
ESP - Expert																		
1 DOYLE, MO	205.64	29	0	1	0	21.39(6)	15.51(1)	18.81(3)	8.37(2)	11.57(0)	19.24(2)	7.45(0)	18.47(5)	10.82(3)	14.95(1)	18.99(0)	15.01(2)	25.06(4)
2 SERAFIN, JOHN	214.31	36	0	0	0	21.16(5)	14.51(0)	19.32(5)	9.29(4)	9.59(0)	16.09(3)	5.88(0)	19.81(2)	12.64(5)	17.12(2)	21.46(2)	15.00(2)	32.44(6)
3 BARON, SCOTT	219.48	58	0	0	0	22.13(6)	13.28(3)	22.13(7)	10.05(1)	10.83(0)	20.24(11)	6.10(0)	15.32(4)	16.79(7)	16.54(7)	23.73(4)	16.75(5)	25.59(3)
4 BAROWSKI, JOHN	233.52	48	0	1	0	26.19(4)	14.17(2)	18.92(0)	8.80(3)	12.46(0)	18.78(3)	7.63(1)	23.97(11)	12.68(2)	16.05(0)	28.23(6)	16.85(4)	28.79(12)
5 BRIGGS, BOB	238.77	61	1	0	0	29.28(16)	21.91(9)	21.50(5)	10.13(1)	10.70(0)	18.85(3)	7.27(0)	18.71(4)	10.07(1)	14.03(1)	29.73(12)	14.29(2)	32.30(7)
6 KOSANOVIC, MILAN	243.51	69	0	0	0	31.36(11)	14.95(4)	25.34(14)	9.57(1)	11.34(0)	19.29(5)	8.21(2)	19.60(4)	11.98(2)	21.49(10)	23.51(2)	19.41(4)	27.46(10)
7 JOHNSON, GLENN	245.77	55	0	0	1	36.20(11)	14.08(0)	22.06(6)	8.91(3)	12.80(0)	19.20(4)	9.12(4)	18.89(1)	15.77(8)	16.94(4)	23.00(1)	16.95(2)	31.85(11)
ESP - Sharpshooter																		
1 KUNZ, TIM	215.30	59	1	2	0	23.14(6)	11.59(3)	16.09(4)	7.08(2)	15.34(0)	35.56(12)	6.42(0)	17.43(9)	11.49(5)	15.05(3)	20.25(2)	15.57(7)	20.29(6)
2 FEINBERG, JOSH	242.84	42	1	2	0	31.79(3)	13.30(2)	22.04(2)	11.40(6)	12.03(1)	20.67(0)	7.84(2)	26.45(6)	16.02(6)	15.40(1)	23.88(1)	18.25(8)	23.77(4)
3 BARKSTROM, BILL	255.39	53	0	0	2	25.42(5)	15.78(0)	24.41(5)	9.64(2)	11.15(1)	18.40(2)	8.75(3)	19.72(3)	15.68(5)	15.17(1)	23.24(0)	20.28(6)	47.75(20)
4 ROE, TD	260.98	62	3	0	0	29.72(9)	12.14(2)	21.56(3)	10.76(3)	10.30(0)	23.44(6)	9.80(5)	27.98(6)	22.09(12)	19.48(9)	23.29(2)	17.84(2)	32.58(3)
5 DYKEHOUSE, JEFF	280.11	78	0	2	1	42.35(16)	14.06(5)	23.13(7)	12.09(3)	13.66(0)	22.26(7)	7.20(0)	19.59(5)	17.05(11)	17.64(2)	31.24(7)	18.02(5)	41.82(10)
6 WORTHY, TOM	281.15	117	1	0	0	33.52(14)	20.67(2)	24.48(8)	15.80(15)	11.14(0)	20.91(13)	11.49(7)	24.03(10)	16.42(8)	18.19(8)	28.33(10)	23.26(9)	32.91(13)
7 HOBSON, STEPH	290.11	65	1	1	0	30.51(9)	15.46(1)	26.07(8)	9.84(4)	12.87(0)	20.12(3)	11.25(2)	20.81(7)	23.12(4)	28.60(6)	29.76(5)	20.35(5)	41.35(11)
8 JOHNSON, PAUL	305.08	65	0	0	1	37.37(11)	18.15(4)	26.18(2)	11.53(6)	13.17(1)	31.78(8)	8.60(2)	23.05(4)	19.34(9)	16.37(1)	24.63(1)	26.29(3)	48.62(13)
9 WOOLEVER, MITCHELL	326.54	77	1	0	0	31.06(13)	25.26(6)	28.69(7)	10.26(2)	13.05(0)	33.48(10)	9.43(2)	27.39(10)	15.12(3)	24.18(11)	48.66(5)	20.89(2)	39.07(6)
ESP - Marksman																		
1 KOSIBA, TOM	296.83	44	0	2	0	30.75(7)	18.80(1)	24.66(2)	13.02(9)	17.00(0)	18.42(2)	9.46(0)	24.80(8)	17.38(0)	23.37(0)	33.18(1)	22.33(7)	43.66(7)
2 CHIVERS, MICHAEL	297.01	31	0	0	0	35.34(13)	19.45(1)	27.41(0)	11.70(3)	15.59(0)	21.67(0)	10.46(0)	27.90(7)	15.02(1)	23.64(3)	35.03(1)	20.60(0)	33.20(2)
3 MOZALEWSKI, RON	320.66	103	1	1	0	43.35(9)	16.56(7)	32.14(12)	11.89(6)	12.48(0)	28.06(10)	11.08(0)	34.05(21)	13.45(3)	20.61(5)	33.99(11)	23.39(7)	39.61(12)
4 BARD, RON	344.20	123	0	1	1	38.52(21)	20.73(10)	26.57(10)	11.36(7)	14.38(0)	36.97(6)	14.49(7)	25.04(10)	18.61(6)	23.91(4)	32.96(8)	36.64(22)	44.02(12)
5 SWOBODA, TOM	405.74	136	0	0	0	44.88(18)	25.04(4)	38.40(0)	18.19(14)	22.32(6)	27.24(16)	12.51(2)	40.04(22)	22.88(4)	33.76(13)	44.29(9)	28.32(5)	47.87(23)
SSP - Stock Service Pistol																		
SSP - Master																		
1 FREDENHAGEN, DON	211.96	62	0	0	0	23.66(10)	14.21(3)	19.44(4)	8.34(4)	13.32(8)	17.65(4)	7.16(1)	17.92(3)	11.45(0)	13.84(2)	22.95(4)	16.14(2)	25.88(17)
2 VISSER, MICHAEL	212.69	43	0	0	0	23.60(9)	10.81(1)	20.67(1)	8.44(3)	11.02(1)	17.45(3)	7.87(1)	19.70(7)	11.15(2)	15.31(4)	24.62(2)	17.47(8)	24.58(1)

Numbers in parenthesis are target points down

Bold indicates stage winners

DC is Division Champion



Illinois State Championship

June 1, 2008

All Shooters

DC	Name	Match Score	--Penalties--				Stage 1 WH BRK IN	Stage 2 7-11	Stage 3 GUN BATL	Stage 4 ONLY GET 2	Stage 5 BAR ROOMGS	Stage 6 STATIONATM	Stage 7 HLD UBANG	Stage 8 BANG INMATE	Stage 9 BUS WILD SIDE	Stage 10 OFFICR DW	Stage 11 HOME INVS	Stage 12 INVS	Stage 13 BAD CAMP
			PD	NT	PE	FN													
SSP - Expert																			
DC	PARMENTER, AARON	206.07	55	1	1	0	19.63 (5)	12.46 (4)	23.50 (13)	9.77 (6)	9.31 (0)	14.14(1)	8.39 (4)	16.50 (1)	9.31 (2)	18.60 (6)	23.91 (5)	13.84 (3)	26.71 (5)
1	BIRK, DAVE	232.18	42	0	2	0	24.35 (6)	12.78 (1)	18.80 (2)	9.66 (3)	12.74 (0)	18.49 (4)	8.29 (2)	22.00 (11)	12.41 (2)	18.77 (3)	27.36 (2)	21.76 (2)	24.77 (4)
2	HANN, MARK	237.95	35	0	1	0	24.49 (4)	14.75 (1)	24.02 (4)	10.01 (2)	10.65 (1)	19.33 (9)	10.77 (0)	20.71 (1)	13.74 (4)	17.51 (0)	23.55 (2)	19.44 (3)	28.98 (4)
3	OLSON, CARL	243.36	46	0	1	0	24.95 (9)	14.22 (4)	22.23 (6)	7.98 (1)	10.75 (0)	21.60 (4)	8.08 (0)	19.86 (6)	12.35 (2)	19.22 (6)	28.33 (0)	18.58 (4)	35.21 (4)
4	EDDINGTON, RICH	245.39	69	0	0	1	29.79 (13)	13.14 (3)	21.78 (5)	8.06 (1)	10.26 (0)	21.11 (7)	10.55 (6)	19.42 (4)	22.90 (14)	18.22 (6)	24.78 (0)	14.24 (1)	31.14 (9)
5	BRUINING, BOB	250.67	70	1	0	0	33.44 (12)	14.60 (2)	21.27 (4)	12.16 (9)	10.91 (1)	17.19 (3)	7.35 (0)	22.28 (8)	12.96 (4)	18.90 (5)	31.21 (7)	22.46 (10)	25.94 (5)
6	VIEUX, MARC	262.24	63	1	0	0	34.76 (15)	13.00 (2)	20.39 (4)	11.77 (8)	13.87 (0)	16.27 (2)	8.70 (1)	19.10 (5)	15.91 (2)	19.52 (5)	27.67 (8)	13.06 (3)	48.22 (8)
7	MCKINNEY, DAVE	269.22	89	0	1	1	40.04 (22)	11.99 (1)	24.83 (8)	10.45 (6)	11.18 (1)	20.64 (10)	8.02 (1)	20.61 (6)	16.03 (3)	20.92 (10)	31.17 (9)	18.56 (4)	34.78 (8)
SSP - Sharpshooter																			
1	NUCCIO JR., MIKE	211.04	57	0	0	1	20.73 (5)	12.40 (5)	18.93 (7)	8.16 (1)	9.21 (0)	15.62 (4)	8.19 (4)	17.52 (4)	12.03 (4)	21.36 (9)	27.20 (7)	17.49 (4)	22.20 (3)
2	ROPER, TOM	257.33	60	0	0	0	28.06 (10)	16.08 (2)	24.07 (2)	10.84 (5)	14.33 (5)	19.77 (2)	11.15 (4)	25.53 (8)	15.43 (8)	17.51 (0)	26.41 (1)	20.71 (5)	27.44 (8)
3	OSTENSEN, CARL	260.97	54	0	0	0	24.78 (4)	17.34 (3)	22.59 (4)	12.97 (7)	14.18 (0)	21.42 (7)	9.66 (0)	25.08 (8)	14.90 (2)	21.57 (5)	28.81 (5)	19.12 (3)	28.55 (6)
4	DOETSCH, EUGENE	297.55	53	1	0	0	31.37 (6)	17.00 (1)	32.45 (10)	12.32 (6)	13.90 (0)	26.85 (9)	11.14 (1)	22.23 (2)	17.17 (4)	24.04 (1)	32.19 (5)	21.56 (3)	35.33 (5)
5	BUCKLEY, JOHN	306.33	70	0	3	0	32.64 (10)	18.70 (3)	28.18 (4)	10.82 (4)	13.26 (0)	25.42 (10)	12.60 (3)	25.63 (11)	24.17 (5)	25.85 (4)	31.71 (3)	22.49 (5)	34.86 (8)
6	FRAMKE, LON	337.62	99	2	3	0	34.28 (7)	18.52 (6)	38.40 (5)	13.71 (9)	23.40 (0)	34.75 (13)	15.91 (4)	26.79 (15)	17.89 (11)	23.63 (12)	35.41 (7)	21.58 (1)	33.35 (9)
7	BORN, TIM	362.92	102	1	0	1	36.50 (11)	22.76 (0)	33.56 (12)	15.51 (8)	14.63 (0)	28.17 (9)	17.31 (1)	31.48 (10)	19.21 (8)	20.60 (2)	39.72 (7)	31.22 (9)	52.25 (25)
8	BLASKEY, DAVE	369.83	110	1	1	2	47.24 (18)	22.54 (3)	33.21 (6)	11.36 (4)	24.27 (10)	26.15 (8)	8.32 (0)	31.73 (19)	17.20 (7)	26.57 (7)	38.00 (8)	26.17 (7)	57.07 (13)
SSP - Marksman																			
1	CALDERISI, MICHAEL	250.29	81	0	0	0	23.91 (9)	13.83 (3)	25.15 (2)	11.25 (6)	12.44 (0)	22.52 (11)	11.04 (6)	20.59 (4)	13.73 (2)	19.63 (5)	26.48 (5)	20.57 (15)	29.15 (13)
2	PARK, WESLEY	265.85	39	0	0	0	35.50 (9)	16.13 (5)	24.27 (2)	10.64 (1)	13.85 (0)	22.00 (3)	12.05 (2)	23.14 (3)	14.26 (2)	19.67 (3)	28.38 (2)	17.73 (0)	28.23 (7)
3	BRANTLEY, THOMAS	273.45	69	1	1	0	36.48 (10)	13.14 (3)	23.56 (6)	15.58 (11)	10.42 (0)	18.16 (5)	8.56 (3)	22.86 (9)	15.11 (5)	21.06 (7)	28.03 (4)	32.80 (2)	27.69 (4)
4	NEAL, RICK	305.71	20	0	0	0	31.70 (5)	19.70 (1)	32.25 (1)	12.00 (1)	13.58 (0)	25.81 (0)	10.20 (0)	28.35 (6)	21.92 (1)	24.27 (0)	30.86 (0)	21.46 (4)	33.61 (1)
5	SANDT, LARRY	322.33	153	1	2	2	42.20 (20)	15.49 (7)	37.75 (17)	15.98 (12)	15.27 (5)	33.29 (24)	8.45 (1)	25.80 (7)	15.64 (7)	25.27 (15)	34.61 (14)	23.72 (15)	28.86 (9)
6	TIETHOFF, TINA	327.65	71	0	1	0	39.15 (15)	20.48 (5)	29.40 (4)	20.04 (4)	13.19 (0)	27.70 (9)	11.67 (6)	27.85 (6)	15.77 (5)	20.37 (2)	39.88 (4)	27.54 (6)	34.61 (5)
7	DE AVILA, JOSE	332.40	33	0	1	0	44.41 (14)	23.82 (2)	28.22 (3)	13.35 (0)	15.72 (0)	33.03 (8)	10.40 (1)	25.11 (3)	17.07 (0)	24.50 (0)	37.05 (0)	23.46 (0)	36.26 (2)
8	ROE, TIM	334.62	77	1	3	0	40.38 (10)	16.01 (2)	32.31 (8)	13.29 (4)	20.52 (5)	26.06 (14)	20.91 (2)	31.73 (7)	18.68 (8)	24.81 (3)	39.30 (5)	18.30 (1)	32.32 (8)
9	BOCH, JIM	354.66	67	0	0	1	42.37 (14)	20.07 (5)	42.43 (11)	12.54 (5)	13.98 (0)	29.17 (1)	12.66 (4)	28.73 (7)	34.44 (0)	24.74 (1)	40.32 (10)	24.28 (1)	28.93 (8)
10	VIEUX, JULIE	399.36	90	1	0	1	45.43 (21)	21.24 (6)	45.40 (4)	15.48 (7)	20.04 (0)	36.27 (9)	11.94 (4)	33.10 (8)	20.97 (3)	30.40 (2)	43.57 (9)	25.15 (2)	50.37 (15)

ESR - Enhanced Service Revolver




Illinois State Championship

June 1, 2008

All Shooters

	Match Score	--Penalties--				Stage 1	Stage 2	Stage 3	Stage 4	Stage 5	Stage 6	Stage 7	Stage 8	Stage 9	Stage 10	Stage 11	Stage 12	Stage 13
		PD	NT	PE	FN	WH BRK IN	7-11	GUN BATL	ONLY GET 2	BAR ROOMGS	STATION ATM	HLD UBANG	BANG BANG	INMATE BUS	WILD SIDE	OFFICR DWN	HOME INVS	NBAD CAMP
ESR - Sharpshooter																		
DC PROIETTI, PHILLIP	251.90	47	1	0	0	29.22 (6)	13.52 (3)	23.87 (4)	11.66 (8)	13.41 (0)	23.71 (4)	12.15 (1)	18.85 (2)	14.42 (7)	14.85 (1)	30.46 (6)	18.34 (2)	27.44 (3)
1 MOLINA, BEN	286.62	67	0	0	0	32.41 (9)	11.46 (1)	27.90 (4)	11.91 (4)	17.38 (0)	23.80 (9)	14.52 (4)	23.84 (7)	14.63 (2)	16.24 (3)	31.97 (7)	23.71 (2)	36.85 (15)
2 WOODS, BILL	294.40	56	0	0	0	30.70 (11)	13.38 (1)	27.51 (4)	12.65 (6)	21.33 (0)	25.95 (7)	13.21 (2)	26.50 (8)	13.56 (0)	19.37 (3)	30.53 (2)	21.28 (0)	38.43 (12)
3 STEVENS, PERRY	394.44	105	0	2	0	52.63 (21)	17.82 (4)	32.04 (8)	15.79 (11)	19.29 (0)	31.62 (12)	14.47 (0)	28.19 (13)	30.65 (3)	29.89 (3)	59.70 (12)	26.93 (11)	35.42 (7)
ESR - Marksman																		
1 OSTENSON, GIL	420.95	130	1	0	3	86.23 (25)	20.11 (7)	36.89 (10)	16.05 (13)	20.28 (1)	33.05 (14)	12.61 (1)	34.13 (16)	33.75 (15)	22.31 (5)	36.51 (5)	27.31 (3)	41.72 (15)
2 SKUSE, TOM	446.35	132	1	0	4	44.65 (18)	21.65 (5)	59.78 (21)	14.21 (6)	24.65 (1)	41.38 (15)	25.63 (10)	43.31 (21)	20.32 (8)	26.06 (5)	46.60 (6)	31.70 (12)	46.41 (4)
SSR - Stock Service Revolver																		
SSR - Sharpshooter																		
DC SKOCILICH, JEFF	289.87	63	0	1	0	27.73 (4)	16.09 (2)	24.73 (3)	9.71 (1)	21.90 (2)	25.46 (11)	11.90 (2)	27.04 (14)	15.35 (2)	20.93 (9)	39.08 (1)	20.37 (2)	29.58 (10)
1 HANLON, MIKE	401.74	77	1	0	0	48.10 (14)	23.99 (4)	40.97 (11)	11.67 (6)	28.19 (0)	35.80 (8)	16.80 (2)	35.11 (10)	18.15 (3)	30.84 (6)	50.98 (1)	24.18 (1)	36.96 (11)
SSR - Marksman																		
1 HOELSCHER, CHUCK	403.75	86	0	1	1	45.72 (11)	16.09 (3)	39.29 (11)	10.29 (4)	27.87 (0)	31.10 (9)	19.62 (2)	35.76 (12)	26.43 (1)	32.48 (7)	44.30 (3)	32.49 (5)	42.31 (18)
2 KISSLING, JOSH	410.92	80	1	1	0	54.99 (12)	19.95 (5)	42.48 (10)	12.87 (5)	24.22 (5)	33.47 (10)	16.06 (3)	34.20 (12)	18.13 (1)	38.88 (8)	44.59 (5)	33.96 (3)	37.12 (1)
3 PROSSER, JOE	448.50	68	1	2	0	50.92 (8)	23.50 (1)	41.31 (9)	16.98 (4)	24.75 (0)	34.67 (6)	19.14 (6)	49.21 (14)	19.85 (1)	41.57 (4)	55.25 (4)	33.00 (5)	38.35 (6)
4 GENS, TED	487.20	34	0	1	0	26.92 (0)	65.24 (8)	60.53 (0)	14.30 (3)	24.33 (0)	41.61 (2)	21.56 (0)	37.09 (7)	24.20 (2)	45.89 (6)	50.86 (2)	34.44 (1)	40.23 (3)



Illinois State Championship June 1, 2008

All Shooters

Stage Descriptions

- Stage 1 - WAREHOUSE BREAK IN
- Stage 2 - LATE NIGHT AT THE 7-11
- Stage 3 - MONSTER GUN BATTLE
- Stage 4 - YOU ONLY GET TWO
- Stage 5 - BAR ROOM HOLD UP
- Stage 6 - GAS STATION HIJACK
- Stage 7 - ATM HOLD UP
- Stage 8 - GANGWAYS OF GANGBANGERS
- Stage 9 - INMATE BUS HIJACK
- Stage 10 - WALK ON THE WILD SIDE
- Stage 11 - OFFICE DOWN
- Stage 12 - HOME INVASION
- Stage 13 - A BAD SPOT TO CAMP

Total Match Penalties:

Target Points Down (PD) - 4,972
Hits on Non-Threats (NT) - 34
Procedural Errors (PE) - 51
Failures to Neutralize (FN) - 29

Key to Penalties:

- PD** = Target Points Down. Each point down adds 1/2 second to your score.
- NT** = Hit on Non Threat target. Each HNT adds 5 seconds to your score.
- PE** = Procedural Error. Each adds 3 seconds to your score.
- FN** = Failure to Neutralize (no hits in the 0 or -1 zone) Each adds 5 seconds to your score.